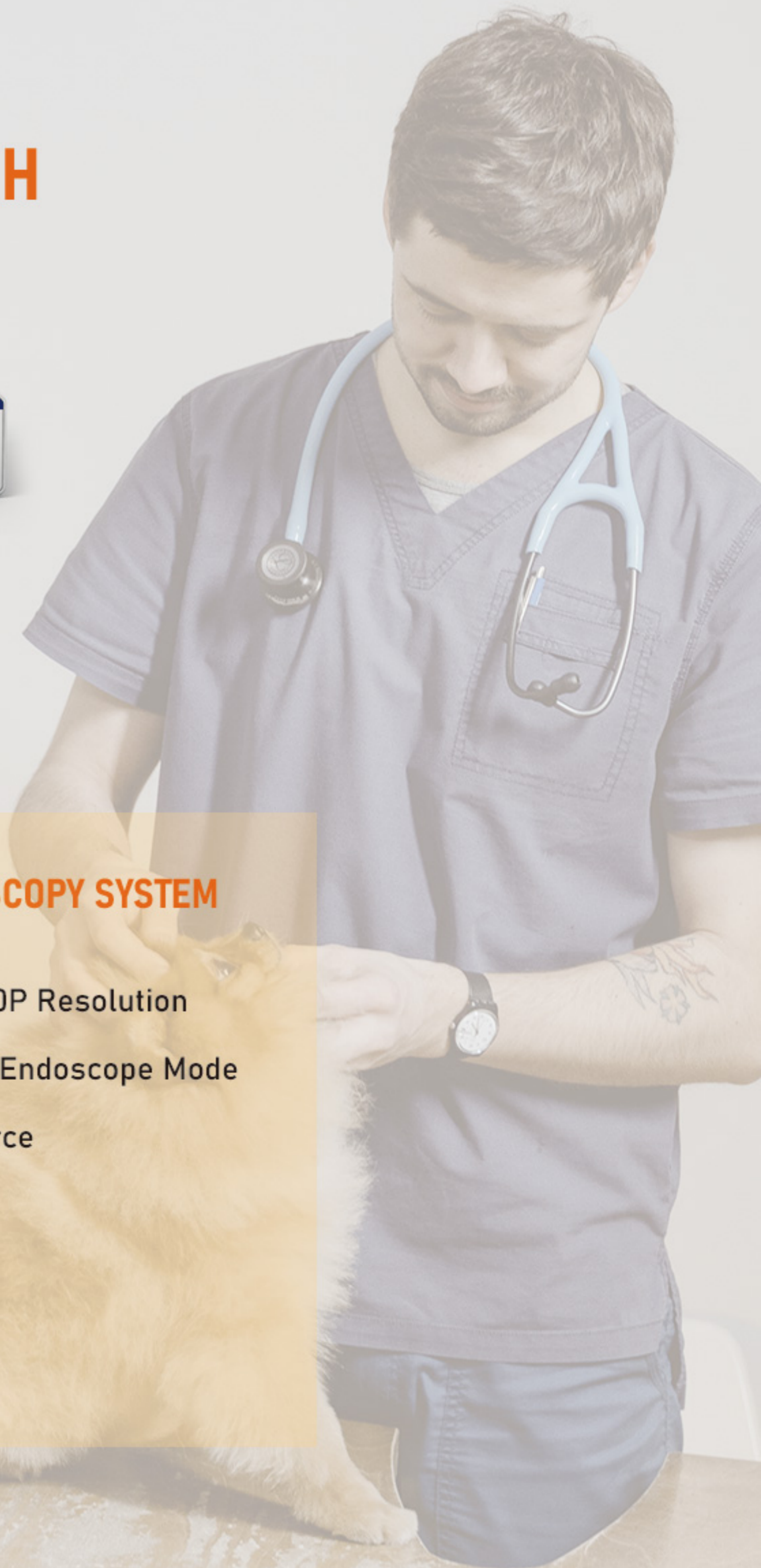


AKX-9623H/9625H



VETERINARY DUAL USE ENDOSCOPY SYSTEM

- ▶ 1/2.8" Full HD SONY CMOS, 1080P Resolution
- ▶ Disposable Scope Mode/ Rigid Endoscope Mode
- ▶ Integrated 80W LED Light Source
- ▶ Built-in USB Storage
- ▶ 6.8" Touch Panel
- ▶ Multi-Use Disposable Scope
E-3167/E-3160/E-5022/E-37180



RIGID ENDOSCOPE CAMERA



Ergonomic design



Parfocal Lens



IPX8 Waterproof



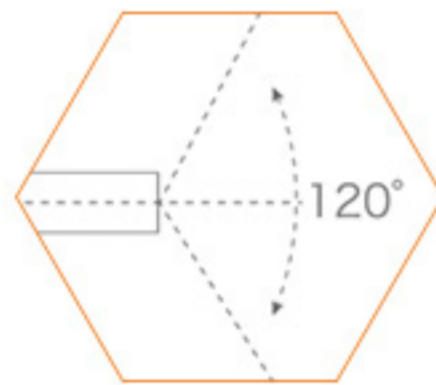
Multi-Functional Camera



DISPOSABLE SCOPE



Bending 220° Up/Down



Field of view 120°



Ergonomic design




Model	Insertion	Instrument Channel	Working Length	Resolution	Bending	Viewing	Depth
E-3167	Φ3.1mm	Φ1.2mm	670mm	400*400	Up 275° Down 275°	120°	5-50mm
E-3160	Φ3.1mm	Φ1.2mm	600mm	400*400	Up 225° Down 225°	120°	5-50mm
E-5022	Φ5.0mm	Φ2.4mm	220mm	400*400	360°	120°	/
E-37180	Φ3.7mm	Φ1.8mm	1800mm	400*400	Up 120° Down 120°	120°	/

DISPOSABLE SCOPE & INSTRUMENTS




Biopsy Forcep




Stone Retrieval Basket



Spray Pipe



Loop Snare



Roth Net Retriever



Foreign Body Retrieval Forcep

RIGID SCOPE & INSTRUMENTS




Laparoscope



Trocar



Biopsy Forcep



Clip Applier



Atraumatic Forcep



Curved Forcep

ANIMAL ENDOSCOPE APPLICATION



1. Examination of gastrointestinal diseases
2. Examination of pancreatic and biliary diseases: pancreatic cancer, cholangitis, cholangiocarcinoma, etc.
3. Laparoscopy: liver diseases, biliary diseases, etc.
4. Examination of respiratory diseases: lung cancer, bronchoscopic lung biopsy and brush test, selective bronchography, etc.
5. Urinary tract examination: cystitis, bladder combination, bladder tumor, renal tuberculosis, kidney stones, kidney tumor, congenital malformation of ureter, ureteral stones, ureteral tumor, etc.

